



Bukas



MAPUA
UNIVERSITY

How to apply for a Tuition Installment Plan with **Bukas**




What is Bukas?

Bukas is a digital platform that provides access to quality education to students with **affordable tuition installment plans**.

We currently offer a payment plan payable in 12 months at 1.9% interest per month.

**each plan is subject to a one time 4.5% processing fee*



Step 1. Access Bukas through the Mapua student portal

Choose Bukas as your payment option after finalizing your fees. This link will redirect you to our website for easy registration.

My Payment

SY-Term	Description	Date Charged	Reference Number	Amount	Select
2019 - 2	PRINTING - BLK TEXT	11/26/2019	3764006	264.00	<input type="checkbox"/>
2019 - 2	PRINTING - COL TEXT	01/10/2020	3780815	132.00	<input type="checkbox"/>
2019 - 2	MATRICULATION FEE PRELIM PAYMENT	11/12/2019	3758274	9,404.00	<input type="checkbox"/>
2019 - 2	MATRICULATION FEE FINAL PAYMENT	11/12/2019	3758274	12,936.00	<input type="checkbox"/>
				Total: 22,736.00	<input type="button" value="Select All"/>

Total Amount Payable:

Payment Options:




Note: LandBank ePaymentPortal can only be viewed using the latest version of Google Chrome, Mozilla Firefox, and Safari.
[*Click for other payment options.](#)

For more information, visit us at www.bukas.ph



Step 2. Register


You need to provide your campus name and your **mobile number** to register. A one-time pin will be sent to you via SMS shortly after to verify your mobile number and for you to create a password. **Note that if you have an existing account, you will be asked to login.**



Find your school before signing up.

Please select your school to create an account.

Find your school or training center



Sign up for an account.

Please input your mobile number to get started.

Mobile number

Password

For more information, visit us at www.bukas.ph



Step 3. Set up your profile

Fill up the information required and provided the documents needed to complete your profile. Make sure all details are true and correct for a smooth application process.

Tell us the student's name

Please enter the student's complete first name and last name that appear on the student's school ID.

i Make sure to input the student's name.

Student's first name

Student's last name

Provide the student's email address

Please make sure that the email you provide is the student's email address. Providing the correct email address will lead to faster processing.

i Make sure to input the student's email address.

Student's email address

What program is the student taking?

Please select the student's degree and enter the student's course / program.

Degree

Course / Program



Step 4. View your computation and submit your application

Indicate the amount you need for your tuition. You will need to provide a selfie with your valid school or government-issued ID and a copy of your assessment form or updated statement of account.

Amount needed

How much do you need for your tuition?

Requested amount

₱ 50,000

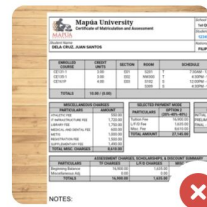
Upload a photo of yourself with your ID

Take your school ID, hold it up next to your face and ask someone to take a photo.



Upload a copy of your assessment form / school billing

Place your assessment form / school billing on a well-lit flat surface and take a photo of it.



Step 4. View your computation and submit your application

Review the details of your application and submit it for our review. You should be able to receive feedback in 2-3 working days. If there are details that are unclear and need revision, we may contact you to make the necessary changes.

Your monthly payment

₱ 5,304.17

Total requested amount

₱ 50,000

Interest applied per month

1.9%

One-time service fee

4.5%

Installment duration

12 Months

Total amount including the interest

₱ 63,650.00

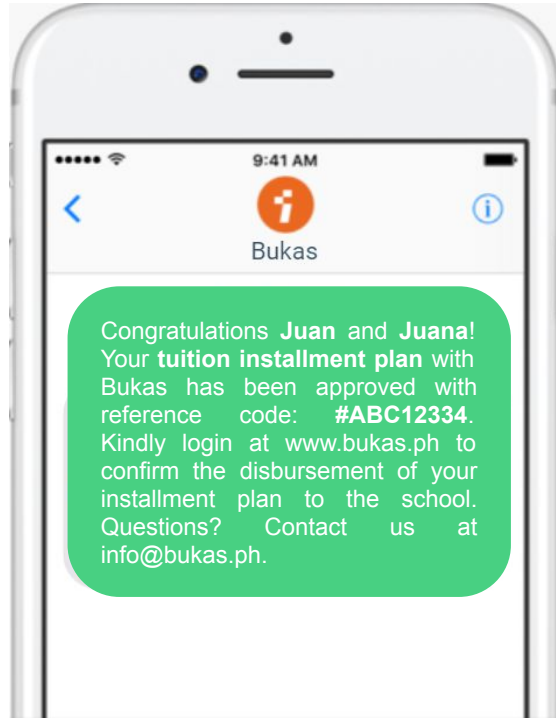
Submit for Review

For more information, visit us at www.bukas.ph



Step 5. Confirm your installment plan

You will receive an SMS on the result of your application. If approved, you will need to login your Bukas account to confirm your installment plan so that we can disburse the approved amount to Mapua.





For more information,
visit us at
www.bukas.ph



Looking great! Please confirm to disburse your tuition fee to your school!

Make sure to review the contract and payment schedule before you proceed.

PDF **Loan agreement.pdf**
Please review these documents before proceeding. 

PDF **Disclosure.pdf**
Includes the details of the Installment Plan, Disclosure Statement and Annexes. 

I have read, understood, and agree to the [Loan Agreement](#), and [Disclosure Statement and Annexes](#)

I confirm that I [Student First Name, Student Last Name] am the same person as the borrower indicated in the contract stated above and I acknowledge the availment of this [product type].


[Back](#) [Confirm your installment plan](#)



Step 6. Monitor your installment plan

Hooray! Your installment plan has been disbursed! You will receive an email and SMS notifying you of the disbursement of your tuition Mapua. Kindly wait two to three days from the disbursement date for the amount to reflect in your student portal. Your first due date is 1 month from the disbursement. Moving forward, you may refer to your Bukas account for a tracker of your payment schedule.

Congratulations Juan and Juana! We have successfully paid Mapua the amount of Php 50,000 with reference code: ABC12345. Kindly wait for the school to process the payment 2-3 business days from today. Questions on how to repay? Visit bukas.ph/help-center or email us at info@bukas.ph.



Frequently Asked Questions

- **How do I choose Bukas?**
 - On the Payment Options page, click the “Bukas” logo as your mode of payment.
 - You will then be redirected to the Bukas website to register.
- **Who can apply?**
 - All college and postgraduate students enrolled in Mapua Manila and Makati can apply.
- **What are the requirements?**
 - One (1) school ID or any valid ID ([list of valid IDs](#))
 - Updated school assessment form ([guidelines](#))
 - One (1) valid proof of income, additional proof of income may be asked ([list of valid proof of income](#))
 - One (1) proof of residence ([list of valid proof of residence](#))
- **How to register?**
 - Select the “Bukas” logo in “Payment Options”.
 - You will be redirected to the Bukas site where you will create an account with us.
 - If you’re new, set up your profile.
 - Verify your mobile number through OTP verification.
 - Sign in to start your application.

Frequently Asked Questions

- **What are the fees?**
 - Our interest rate is 1.9% per month for 12 months.
 - We also charge a one-time service fee of 4.5% from the total amount requested.
 - For a calculator of your fees, visit bukas.ph/how-it-works/rate-terms/
- **How do I pay monthly?**
 - Your installment plan contract will include the due dates of your monthly payments and also the amount due. You will also receive monthly reminders of your payment and detailed instructions on how to pay. You may pay at any of our payment channels such as Gcash, Paymay, online banking apps and over-the counter. See bukas.ph/help-center/how-do-i-pay/ for a list.
- **What happens if I pay late?**
 - We will charge a 5% late fee on the unpaid amount due.
- **I didn't get the full amount of my tuition. What do I do now?**
 - No problem. You are still covered partially by Bukas. For the remaining balance, you may settle this with your school's cashier.
 - You may also avail of Multiple Installment Plans once you are eligible. See bukas.ph/help-center/am-i-eligible-multiple-installment-plan/ for more details.

Questions? Visit our Help Center!

<http://bukas.ph/help-center/>



BUILDING
A BETTER
TOMORROW